



# KINDERGARTEN

SAFE · FUNCTIONAL  
CHILD-FRIENDLY





# CONTENT

PRIVACY SOLUTIONS	4
LASER EDGE BAND	5
PANEL MATERIAL	6
COLOUR RANGE	7
KINDERGARTEN 30 KG	8 - 9
VERSIONS 30 KG	10 - 11
KINDERGARTEN 13 KG	12 - 13
VERSIONS 13 KG	14 - 15
QUALITY STANDARDS	16 - 17
ACCESSORIES	18 - 19
EXAMPLES	20 - 21
TECHNICAL DETAILS	22 - 23



# PRIVACY SOLUTIONS

## Products from meta

meta offers numerous solutions with multiple versions, to create your privacy.  
We provide suitable solutions for all requirements.

We are the close and reliable partner to architects, planners, craftsmen and building authorities.



### Quality

Our products meet your requirements.  
Quality made in Germany.



### Price/Service

We know that the price-performance relationship must be right and offer fair prices.



### Innovation

We enjoy trying new things and are open-minded about changes.



### Speed

We are fast. Your order can usually be produced within hours.



### Delivery reliability

We don't let you down. We guarantee delivery on time.



### Sustainability

We practice sustainable waste management and use environmentally friendly energy.



### Technology

Our production works with the latest technology. This guarantees precision and a reliable high quality.



### Assembly

Assembly is carried out by trained fitters. Customers may also choose self-installation with detailed installation manuals.

## HIGHLIGHTS

- Perfect look
- More resistant than conventional edges
- Welded by high performance laser without traditional hot melt
- Increased bonding results
- No gap between edgeband and panel
- Meets highest quality requirements



## LASER EDGE BAND

### The perfect finish

Laser technology means first-class bonding results with a quality never reached before. The surface of the edging is melted with a laserbeam and pressed directly to the panel.

**The result:**  
**Edges of highest quality.**



Perfect transition  
from edgeband to panel.

# PANEL MATERIALS

## Wet & dry

### **Safety is the top priority.**


Both for the cost-effective cubicles for dry areas and the indestructible wet area cubicles.

Rounded edges and profiles, safety ring door handles and finger trap protection ensure in all designs that children are protected from injury.

### **DRY AREA 30 KG**

---

- Made of 30 mm chipboard coated with textured melamine resin on both sides
- Visible edges with laser edgeband
- Suitable for normal use in dry areas





### **WET AREA 13 KG**

---



- Made of 13 mm HPL-panels
- Suitable for highest demands in wet areas

# COLOUR RANGE

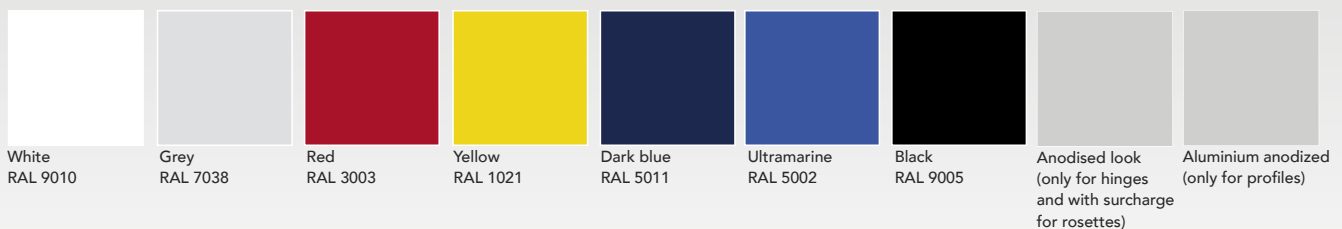
## PANELS STANDARD COLOURS




## PANELS SPECIAL COLOURS with surcharge. Delivery time about 10 weeks.



## PROFILES AND ACCESSORIES STANDARD COLOURS



## BRACKETS



For technical reasons there might be a difference between RAL-colours and panel colours.  
Due to technical printing reasons colours may differ from originals.

# KINDERGARTEN 30 KG

Dry area



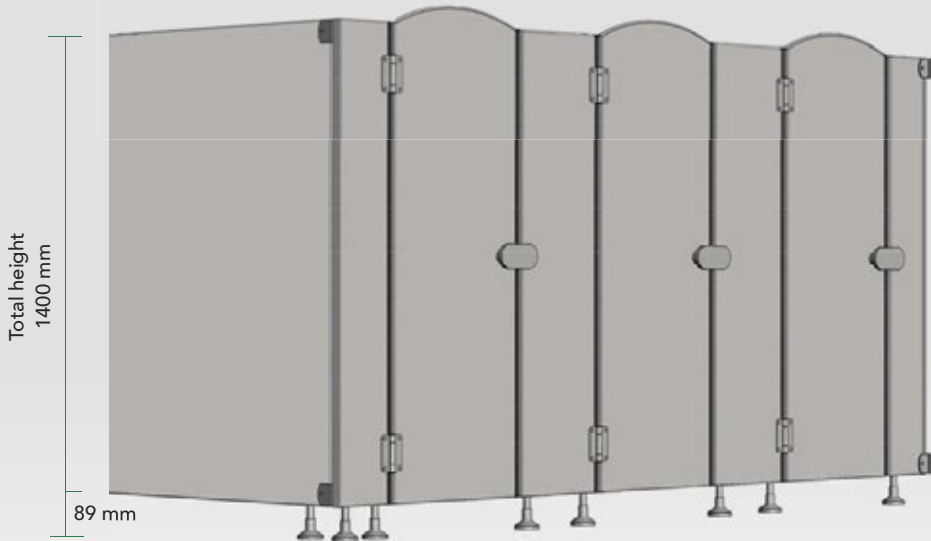
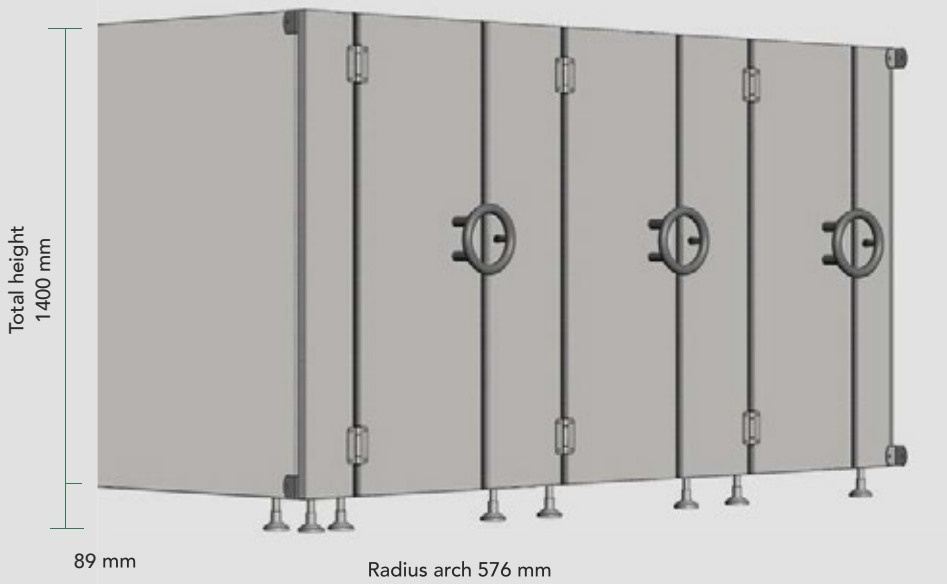
LOW VERSION



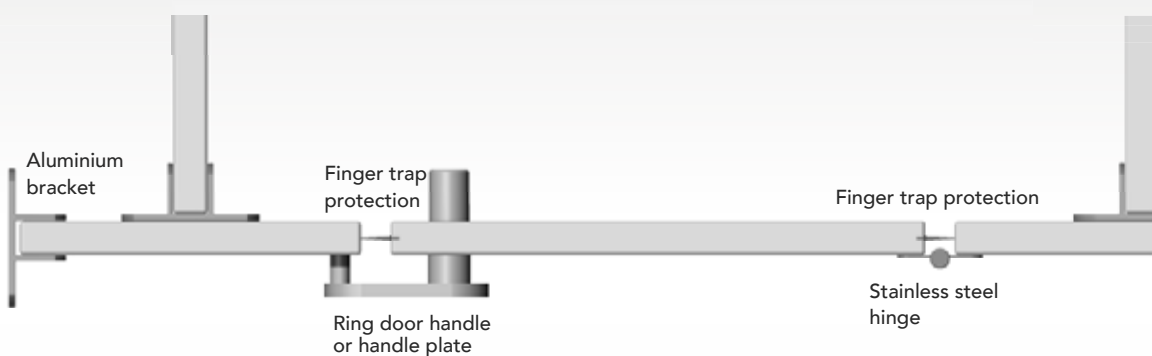


## STANDARD VERSION

Total height 1400 mm



Aluminium tube with height-adjustable nylon rosette



# VERSIONS 30 KG

## Solutions for every requirement

We offer our kindergarten cubicles in two additional design variants: with high front panels and low doors and with high front panels and high doors.

According to DIN-EN 1176-1 the distance between the floor and the lower edge of the cubicle is 89 mm for all variants. This prevents children from crawling under the cubicle and injuring themselves.

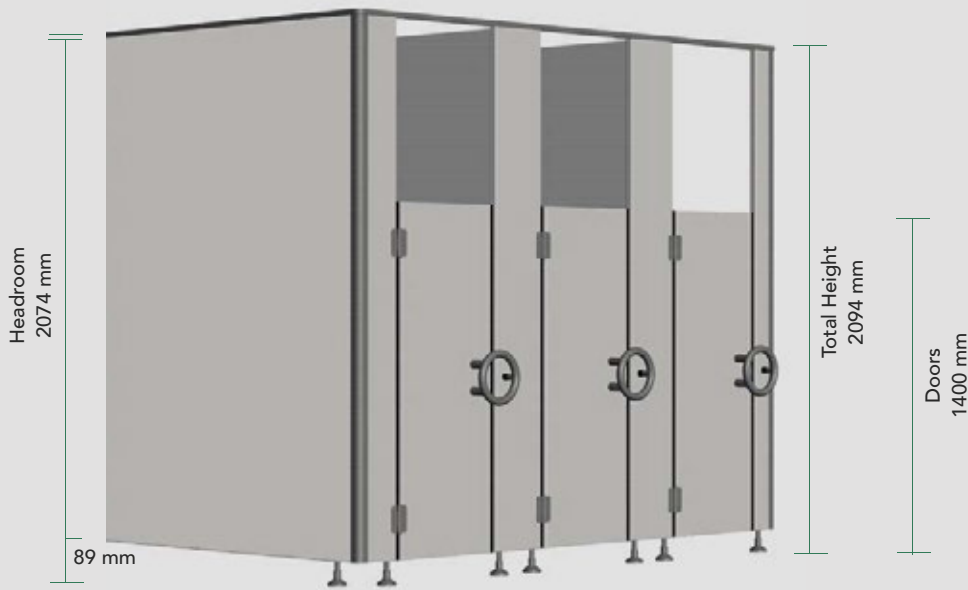
### 30 KG-LF

With high front panel.



### 30 KG-LFH

With high front panels and high doors.



Aluminium tube  
with height-adjustable  
nylon rosette

# KINDERGARTEN 13 KG



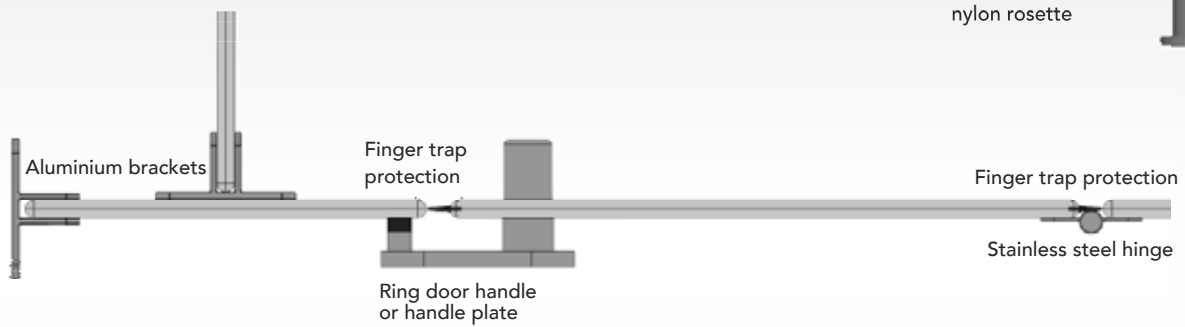
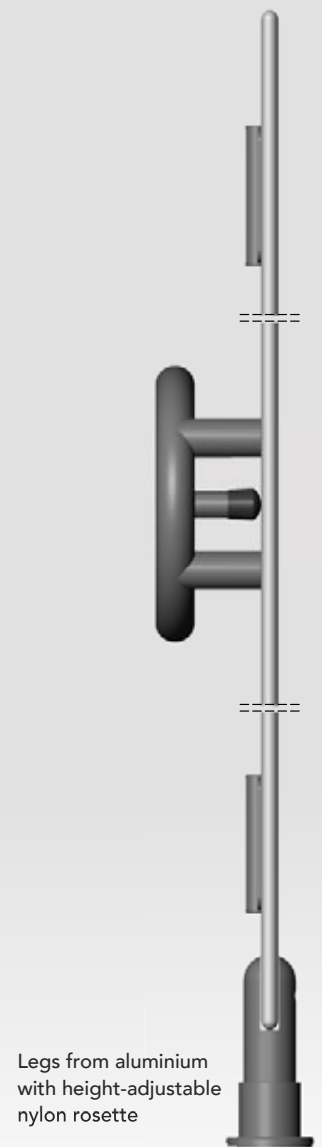
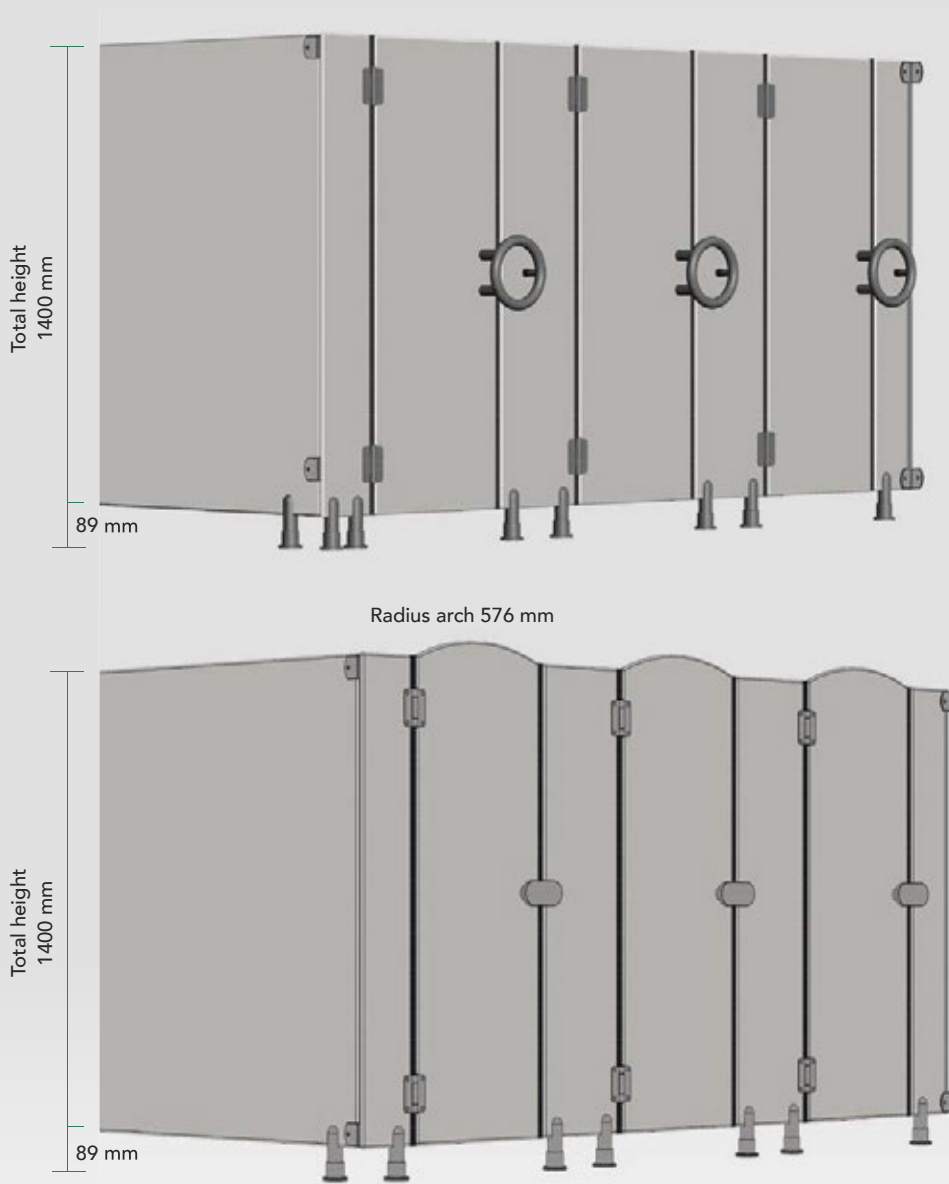
Wet area

LOW VERSION OPTIONALLY WITH ROUND ARCH



## STANDARD VERSION

Total height 1400 mm



## VERSIONS 13 KG

### Perfect for wet areas

High front panels and an additional cover profile make the cubicles of version LF even more robust.

LF with high doors ist suitable for older children or where increased privacy is desired

#### 13 KG-LF

With high front panels.



#### 13 KG-LFH

With high front panels and high doors.



Legs from aluminium  
with height-adjustable  
nylon rosette



## HIGHLIGHTS WITHOUT EXTRA COST

- 3-roll stainless steel hinges with brass axle
- 12 panel colours
- 7 colours for nylon accessories
- 8 colours for aluminium profiles and stainless steel hinges
- Visible edges with laser edgeband (applicable for 30 KG only)
- Short delivery times
- Inspected by the TÜV

# „HIGH QUALITY“ IS OUR STANDARD

## Perfect design

We pay great attention to stable, durable and vandalism-proof designs. Consequently, 3-roll stainless steel hinges are part of the standard design of each cubicle. Also, high-quality aluminium profiles and nylon accessories in various colours are available at no extra cost.

You can choose between 12 standard colours for panels. All visible edges 30 KG are furnished with laser edgebanding ensuring a very strong bonding. This process is unique in our industry and emphasizes once again the quality of our products.





Safety ring door handle



Safety handle plate



Aluminium bracket


### 30 KG



3-roll stainless steel hinge



Support leg 20 mm with  
height-adjustable  
nylon rosette



Corner connection  
high cubicles


### 13 KG



3-roll stainless steel hinge



Support leg 40 mm with  
height-adjustable  
nylon rosette



Corner connection  
high cubicles

# EXTRAS FOR CHILDREN

High quality and colourful

Our range of accessories makes the sanitary room of your kindergarten really practical.

The material and design of all components are perfectly matched to our cubicles.

## STANDARD ACCESSORIES (NYLON)




Roll holder



Spare roll holder



Towel hook available in 4 colours



Toilet brush set  
(Mounting ring available in 7 colours)

## TOOTHBRUSH MUGS



Available in 4 colours

## SPLICE LOCK

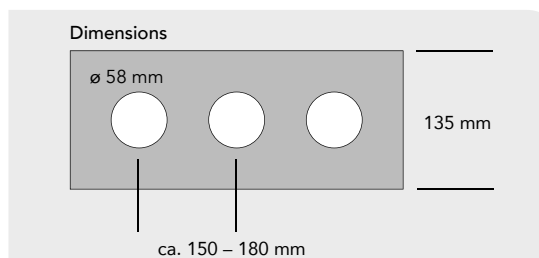


Available in black or white

## TOOTHBRUSH MUG BAR



Available in different lengths up to 2000 mm



## SUPPORT LEG STAINLESS STEEL 13 KG



# COLOURFUL MOTIFS

Make the stay an experience

Whether pirates, fairies, knights or princesses - the doors can be decorated with one of our 5 standard motifs or your own motif of choice.

This makes the washrooms not only a unique place, but going to the toilet becomes an adventure.

## 30 KG

Example motif pirates.



## 13 KG

Example motif fairy.


Other standard motifs



Princess



Knight



Jungle

# EXAMPLES

## Our cubicles design rooms

From the standard cubicle for children to versions with high front panels and doors, you are sure to find the right solution.

Whichever version you choose – all our products are robust, durable and can be easily cleaned.

### HIGH FRONT PANELS AND DOORS

---

- 30 KG-LFH
- Red profiles
- Red accessories
- Grey panels



### HIGH FRONT PANELS

---

- 30 KG
- White profiles
- White/grey accessories
- White panels





## STANDARD VERSION

- 30 KG
- Aluminium anodized handle plate, hinges, brackets and support legs
- White panels


## DOORS WITH ARCH AND MOTIFS

- 13 KG
- Grey hinges
- Grey handles and support legs
- Ultramarine panels
- Motif pirates



## STANDARD VERSION

- 13 KG
- Grey handles
- Stainless steel hinges and support legs
- White panels



These products are inspected by TÜV and allow us to issue the GS mark for tested safety.

This ensures that our products meet the quality and safety standards of the German Product Safety Act.

## TECHNICAL DETAILS

### 30 KG STANDARD VERSION (DRY AREA)

#### Front

Made of 30 mm chipboard coated with textured melamine resin on both sides. All visible edges seamlessly coated with laser edgeband. Wall connections at on-site wall with aluminium brackets and U-profiles.

#### Doors

Made of same material as front walls. All visible edges seamlessly coated with laser edgeband. All corners and edges are round. The door width is 470 mm, the passage width 474 mm.

Optionally, the doors can be designed with a round arch,  $\varnothing$  576 mm, at no extra charge.

According to regulations of the trade association the doors are equipped with finger trap protection on both sides.

#### Partitions

Made of same material as front walls. All visible edges seamlessly coated with laser edgeband. Connection to the front with solid double-sided aluminium brackets. Wall connections at on-site wall with aluminium brackets and U-profiles.

### 30 KG-LF AND 30 KG-LFH (DRY AREA)

#### Front

Made of 30 mm chipboard coated with textured melamine resin on both sides. All visible edges seamlessly coated with laser edgeband. In order to guarantee a high stability of the system, a surrounding aluminium cover profile, 43 x 20 mm, runs over the entire front. Wall connections with aluminium U-profiles 33 x 30 mm.

#### Doors

Made of same material as front walls. All visible edges seamlessly coated with laser edgeband. All corners and edges are round. The door width is 470 mm, the passage width 474 mm.

According to regulations of the trade association the doors are equipped with finger trap protection on both sides.

#### Partitions

Made of same material as front walls.

All visible edges seamlessly coated with laser edgeband. Wall and front connections with aluminium U-profiles 33 x 30 mm. 1400 mm high partitions are fixed with aluminium brackets.



## 13 KG STANDARD VERSION (WET AREA)

### Front

Made of 13 mm water resistant HPL-Panels with coarse matt surface on both sides. All visible edges milled and bevelled. Wall connections at on-site wall with aluminium brackets and U-profiles.

### Doors

Made of same material as front walls. All visible edges milled and bevelled. All corners and edges are round. The door width is 470 mm, the passage width 485 mm.

Optionally, the doors can be designed with a round arch,  $\varnothing$  576 mm, at no extra charge.

According to regulations of the trade association the doors are equipped with finger trap protection on both sides.

### Partitions

Made of same material as front walls. All visible edges milled and bevelled.

Connection to the front with solid double-sided aluminium brackets. Wall connections at on-site wall with aluminium brackets and U-profiles.

## 13 KG-LF AND 13 KG-LFH (WET AREA)

### Front

Made of 13 mm water resistant HPL-Panels with coarse matt surface on both sides. All visible edges milled and bevelled. In order to guarantee a high stability of the system, a surrounding aluminium cover profile, 86 x 45 mm, runs over the entire front. Due to the use of rounded corner connections the system is free of sharp edges.

### Doors


Made of same material as front walls. All visible edges milled and bevelled. All corners and edges are round. The door width is 470 mm, the passage width 485 mm.

According to regulations of the trade association the doors are equipped with finger trap protection on both sides.

### Partitions

Made of same material as front walls. All visible edges milled and bevelled. Wall and front connections with aluminium U-profiles. 1400 mm high partitions are fixed with aluminium brackets.

ALL PRODUCT INFORMATION ONLINE  
WWW.META.DE



[www.meta.de](http://www.meta.de)



meta Trennwandanlagen GmbH & Co. KG  
Metastraße 2 | 56579 Rengsdorf | Germany  
Tel.: +49 2634 66-0 | Fax: +49 2634 66-450  
[info@meta.de](mailto:info@meta.de)

35-01-14

